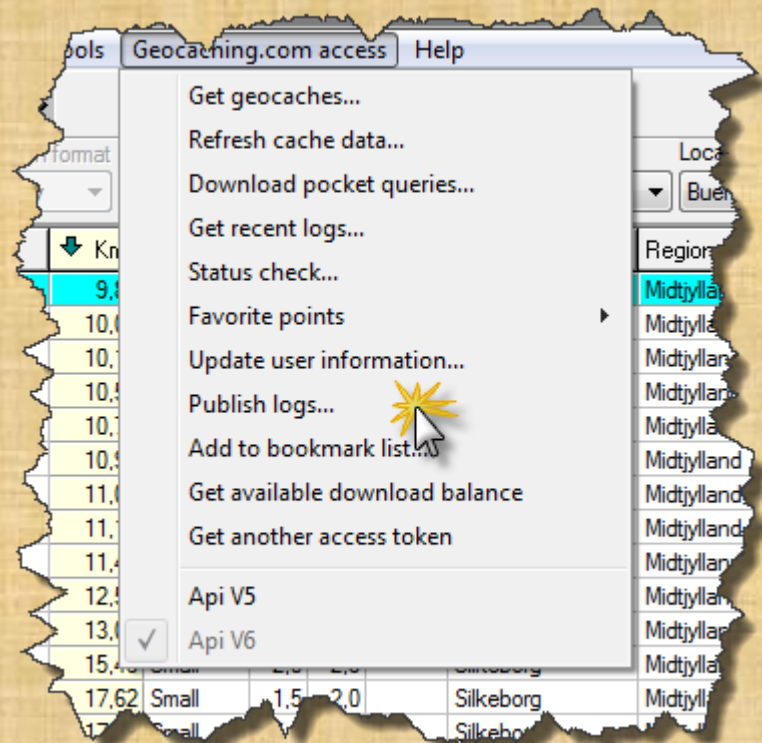


Publish Logs

Klik på Geocaching.com access
Og vælg Publish logs...

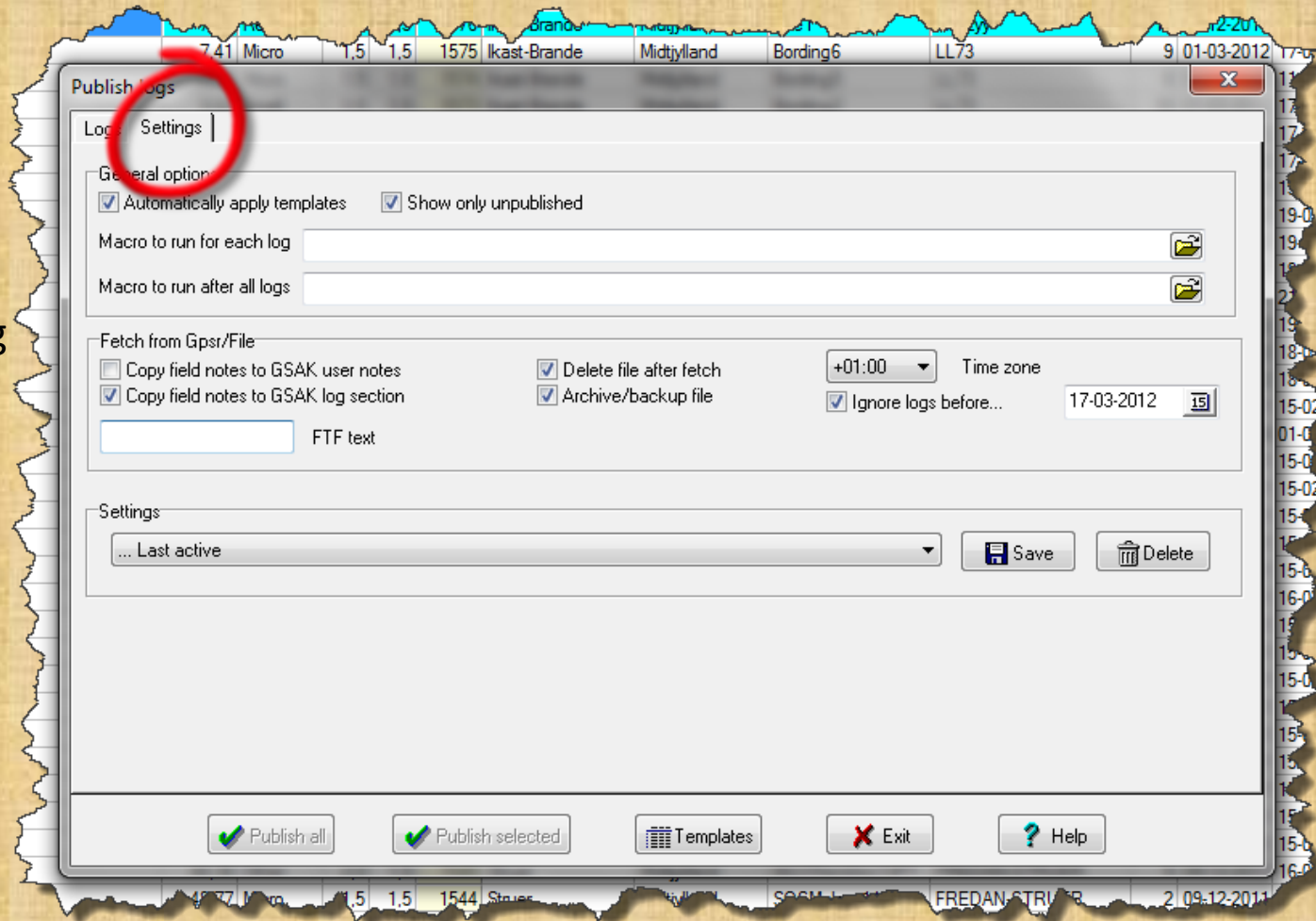


Publish Logs

Lav Settings som her.

Flueben i "Delete file after fetch"

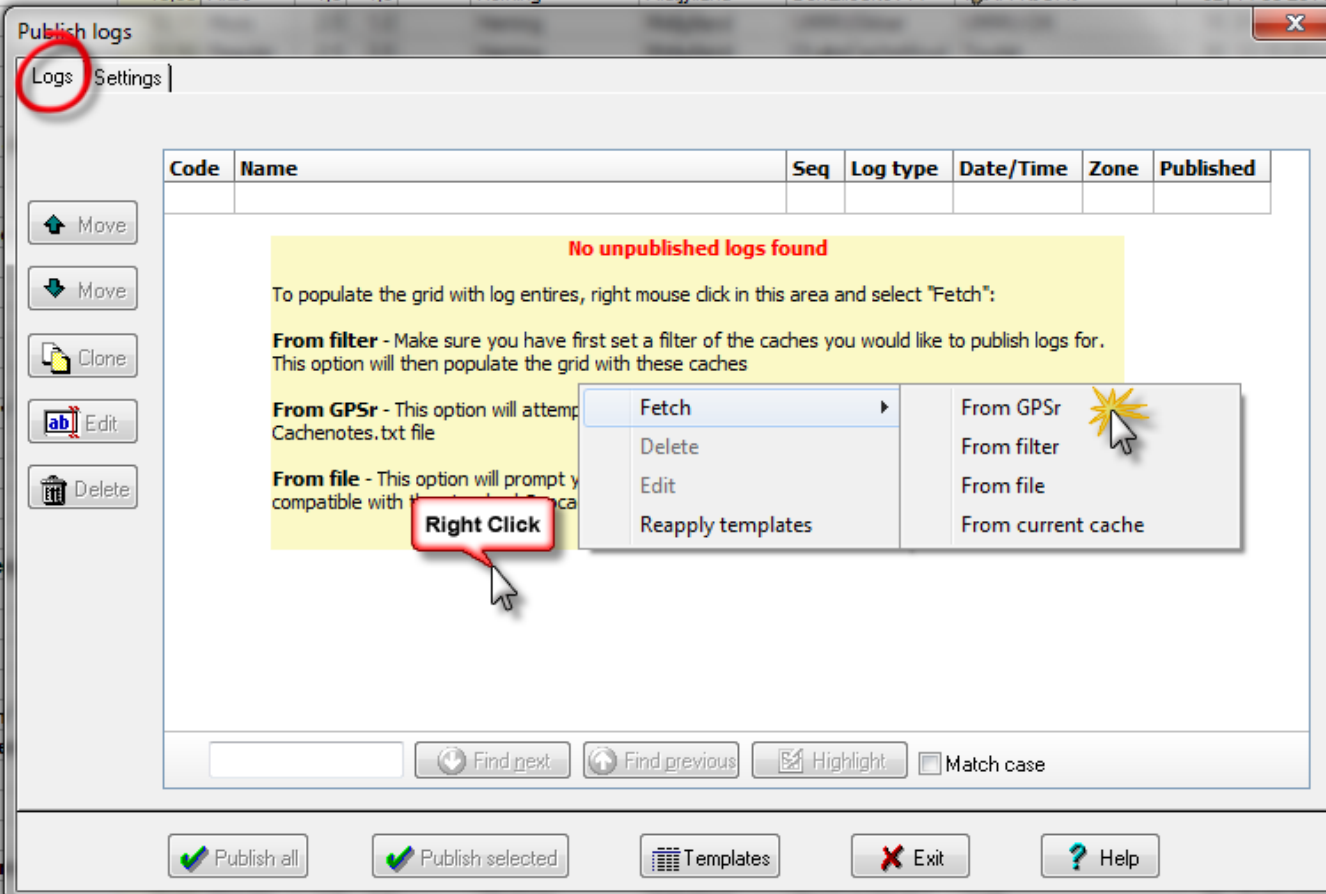
Kan fjernes indtil man bliver fortrolig med det.



Publish Logs

Klik tilbage på logs

Højre klik i det hvide felt, vælg fetch – From GPSr



The screenshot shows the 'Publish logs' application window. The 'Logs' tab is selected and circled in red. The main area displays a message: 'No unpublished logs found'. Below this, instructions are provided: 'To populate the grid with log entries, right mouse click in this area and select "Fetch":'. Three options are listed: 'From filter', 'From GPSr', and 'From file'. A right-click context menu is open over the 'From GPSr' option, with 'Fetch' selected. A red callout box labeled 'Right Click' points to the mouse cursor. The application has a sidebar with buttons for Move, Clone, Edit, and Delete. At the bottom, there are buttons for 'Publish all', 'Publish selected', 'Templates', 'Exit', and 'Help'.

Code	Name	Seq	Log type	Date/Time	Zone	Published
------	------	-----	----------	-----------	------	-----------

No unpublished logs found

To populate the grid with log entries, right mouse click in this area and select "Fetch":

From filter - Make sure you have first set a filter of the caches you would like to publish logs for. This option will then populate the grid with these caches

From GPSr - This option will attempt to fetch logs from the specified CacheNotes.txt file

From file - This option will prompt you to select a file compatible with the application

Fetch
Delete
Edit
Reapply templates

From GPSr
From filter
From file
From current cache

Right Click

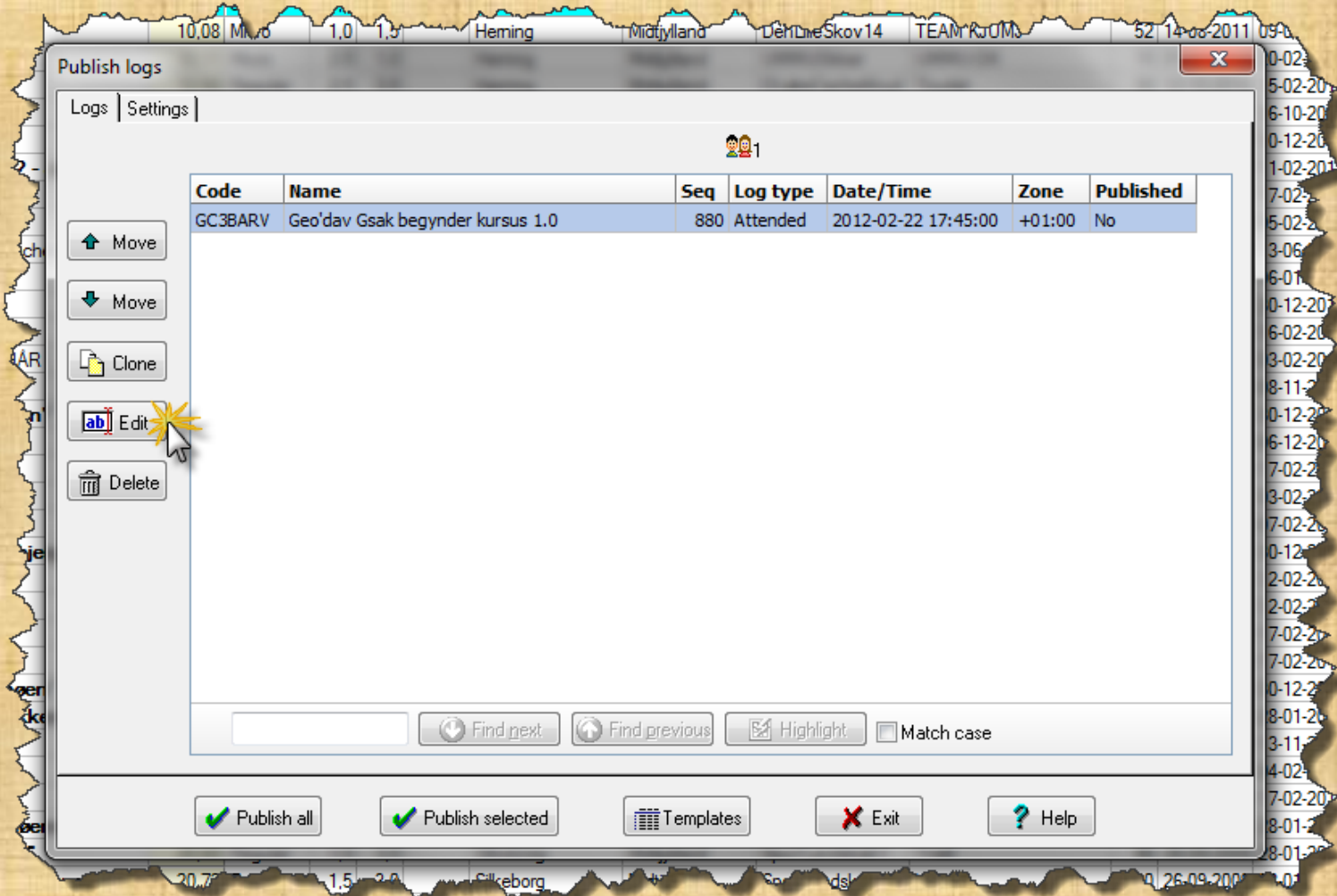
Find next Find previous Highlight Match case

Publish all Publish selected Templates Exit Help

Publish Logs

Caches
markeret som
fundet i GPSr
bliver indlæst.

Vælg edit for at
lave din log



Publish Logs

Tjek at din fund dato passer. I det hvide felt kan du skrive din log.
På knapperne i bunden kan du vælge næste eller forrige hvis du vil logge flere cacher. Det er også muligt at logge TB og Coins. Vælg OK når du er færdig.

The screenshot shows the Geo360 application interface. The 'Publish log edit' dialog is open, displaying the following information:

- Title:** GC3BARV: Geo'dav Gsak begynder kursus 1.0
- Log type:** Attended
- Sequence:** 880
- Log date/time:** 22-02-2012 17:45:00
- Time zone:** +01:00
- Field notes:** Tjek Dato!
- Tags:** * Select a tag to insert at cursor *
- Log text:** Skriv din log her...

The 'Cache details' window is also open, showing the following information:

- Title:** GC3BARV Geo'dav Gsak begynder kursus 1.0
- Type:** Event | Size: Not chosen
- Difficulty:** 3 stars
- By:** Jens K, Multimand og Toudal
- Hidden:** 07-02-2012 | Status: Available
- Country:** Denmark | State: Midtjylland | County: Ikast-Brande
- Coordinates:** N56° 08.699 E9° 09.565 UTM 32V E 509905 N 6222227
- Last updated:** 22-02-2012 | Fav points: 0

The bottom of the screenshot shows a table of caches with the following columns: Name, Size, Difficulty, Distance, Direction, Region, Country, Coordinates, Date Found, Date Logged, Date Solved, Date Found by, and Date Logged by.

Name	Size	Difficulty	Distance	Direction	Region	Country	Coordinates	Date Found	Date Logged	Date Solved	Date Found by	Date Logged by			
0 AH 29,0 km - En flot fyr	21.52	Small	1.5	1.5	Viborg	Midtjylland	AH290KmEnFlotFyr	Ulven7470	221	16-04-2011	28-01-2012	22-02-2012	26-01-2012	03-01-2012	NW
0 Mormor og morfar	21.64	Small	2.0	2.5	Herning	Midtjylland	MormorOgMorfar	garfield_24764_4me2	22	05-11-2011	11-02-2012	22-02-2012		11-02-2012	SW
0 Gule fisk	21.70	Micro	1.5	1.5	Silkeborg	Midtjylland	GuleFisk	e-block	53	09-05-2011	26-01-2012	22-02-2012		26-01-2012	E

Publish Logs

Når du er klar kan du Publish en enkelt eller alle cacher på én gang.

Der kan også ændres på rækkefølgen ved at flytte cacher op eller ned hvis det ønskes.

Publish logs

Logs | Settings

Code Name Seq Log type Date/Time Zone Published

GC3BARV	Geo'dav Gsak begynder kursus 1.0	880	Attended	2012-02-22 17:45:00	+01:00	No
---------	----------------------------------	-----	----------	---------------------	--------	----

Move Move Clone Edit Delete

Find next Find previous Highlight Match case

Publish all Publish selected Templates Exit Help